

# Photometric Report

EXTERIOR DOT-9 PRO – GREEN

*LM-79-08 Compliant*

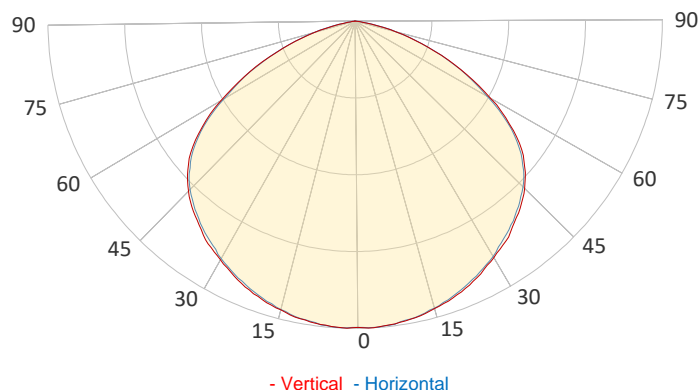
## GENERAL SPECIFICATIONS

Total Fixture Output:	185.3 lm
Efficacy:	67.38 lm/W
Lens Option:	Clear Front
Beam Angle (50%):	120°
Field Angle (10%):	150°
CRI:	N/A
Color Temperature:	N/A



## SAMPLE MEASUREMENT

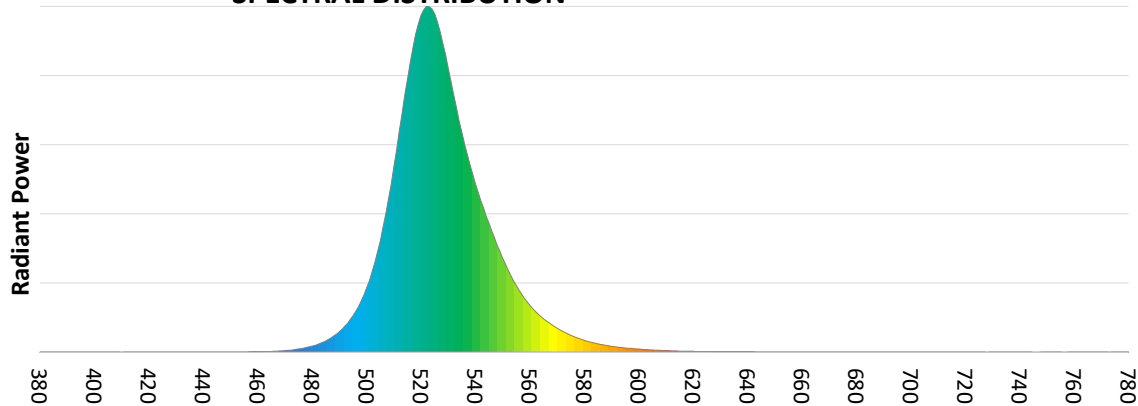
POLAR PLOT



Catalog Number:	MAR-90580002
Measured Output:	185.3 lm
Measured Peak:	61.4 cd
Consumed Power:	2.8 W
Efficacy:	67.38 lm/W
Beam Angle (50%):	122°
Field Angle (10%):	153.7°

Measurement Condition:	
Ambient Temperature:	25° +/- 5° C
AC Supply:	230V/50Hz
Fan Mode:	No Fan
Fixture Warm-up Time:	60 minutes

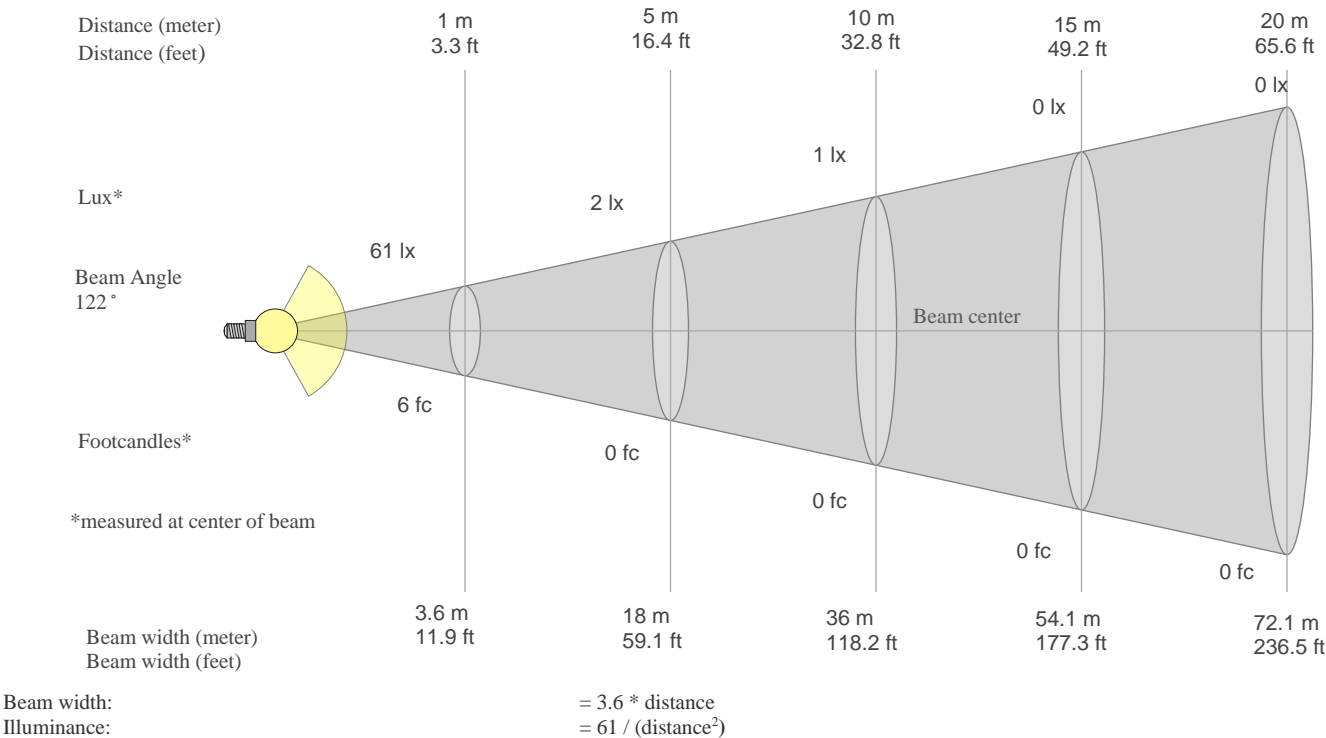
SPECTRAL DISTRIBUTION



# Photometric Report

EXTERIOR DOT-9 PRO – GREEN

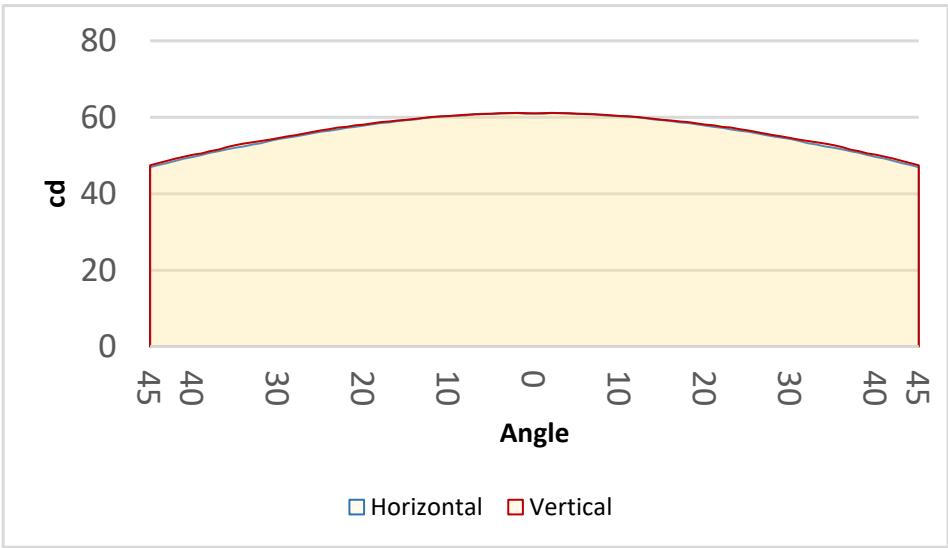
## BEAM DETAILS



distance in [m] for illuminance in [lux]    distance in [ft] for illuminance in [fc]

## BEAM ILLUMINANCE FROM 1-20M

1m	2m	3m	4m	5m	6m	7m	8m	9m	10m	11m	12m	13m	14m	15m	16m	17m	18m	19m	20m
3.3ft	6.6ft	9.8ft	13.1ft	16.4ft	19.7ft	23ft	26.2ft	29.5ft	32.8ft	36.1ft	39.4ft	42.7ft	45.9ft	49.2ft	52.5ft	55.8ft	59.1ft	62.3ft	65.6ft
61lx	15lx	7lx	4lx	2lx	2lx	1lx	1lx	1lx	1lx	1lx	0lx	0lx	0lx	0lx	0lx	0lx	0lx	0lx	0lx
5.7fc	1.4fc	0.6fc	0.4fc	0.2fc	0.2fc	0.1fc	0.1fc	0.1fc	0.1fc	0fc	0fc	0fc	0fc	0fc	0fc	0fc	0fc	0fc	0fc



BEAM ANGLE H 50%	FIELD ANGLE 10%
122°	153.7°

# Photometric Report

EXTERIOR DOT-9 PRO – GREEN

## TEST INFORMATION

Test date: From August 24, 2024, to August 26, 2024  
Date of receipt samples: August 24, 2024  
Quantity of receipt samples: 1 unit per model

## EQUIPMENT LIST

ID	Instrument	Model	Cal. date	Next cal. Date
AC Power Meter	EF-I-0287	PF9811	2024.03.08	2025.03.07
AC Power Meter	EF-I-1002	PF2010	2024.03.08	2025.03.07
Photometric colorimetric electric system (2-meter sphere)	EF-I-900	HASS 2000	Before used	Before used
21V/3.9289A standard lamp	EF-I-963	D204	2024.03.22	2025.03.21
Goniophotometer	EF-I-902	GO-R5000	2024.03.08	2025.03.07
Wireless temperature transmitter	EF-I-958	DWRP-B (0)	2024.03.08	2025.03.07

## REFERENCE STANDARDS OR METHODS

ANSI/NEMA/ ANSLG C78.377-2017	Specifications for the Chromaticity of Solid-State Lighting Products
ANSI C82.77-2002	Harmonic Emission Limits Related Power Quality Requirements for Lighting Equipment
CIE Pub. No. 13.3-1995	Method of Measuring and Specifying Color Rendering of Light Sources
CIE Pub. No. 15:2004	Colorimetry
IES LM-79-08	Electrical and Photometric Measurements of Solid-State Lighting Products

# Photometric Report

EXTERIOR DOT-9 PRO – GREEN

## TEST CONDUCTED AND METHOD

### Ambient Condition

The ambient temperature in which measurements are being taken was maintained at  $25 \pm 2$  °C, the air flow around the sample(s) being tested did not affect the performance.

### Power Supply Characteristics

The AC power supply had a sinusoidal voltage wave shape at the prescribed frequency (60 Hz) such that the RMS summation of the harmonic components does not exceed 3 percent of the fundamental during operation of the test item.

The voltage of AC power supply (RMS voltage) applied to the device under test was regulated to within 0.2 percent under load.

### Seasoning and Stabilization

No seasoning was performed in accordance with IESNA LM-79-08. And before the measurement, the sample was stabilized until the light output and power variations were less than 0.5% in 30 minutes intervals (3 readings, 15 minutes apart).

### Electrical Instrumentation

The calibration uncertainties of the instruments for AC voltage and current were less than 0.2 percent, and the calibration uncertainty of the AC power meter was less than 0.5 percent (9% confidence interval,  $k=2$ ).

### Color Measurement Method

Spectral radiant flux was measured by a sphere (2 meter)-spectroradiometer system, and the color characteristics (Color rendering index, correlated color temperature, chromaticity coordinate) were calculated from these by software automatically.

10 samples were measured as customer required.

### Total Luminous Flux Measurement Method

Total luminous flux was measured by both sphere-spectroradiometer system and goniophotometer.

Spectral radiant flux was measured by a sphere (2 meter)-spectroradiometer system, and the total luminous flux was calculated from these by software automatically.

Light intensity distribution was measured by a type C goniophotometer (with mirror) which can keep the sample in burn position when the tests conduct, and the total luminous flux was calculated from the intensity data by software automatically.

1 sample was measured by sphere method, and 1 sample was measured by goniophotometer method.

Correction factor (self-absorption) has been considered when doing measurement.

### Luminous Intensity Distribution Measurement Method

Light intensity distribution was measured by a type C goniophotometer (with mirror) which can keep the sample in burn position when the tests conduct, and the kinds of graph were generated by software automatically.

1 sample was measured as customer required.